

ACTIVITY BOOKLET



Your surgery at Children's HealthSM begins here.
Meet Teddy the bear. He is your guide through
your surgery at Children's Health.

Circle and find the
following items you
will see in pre-op.


☐ Thermometer

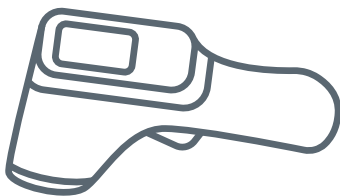

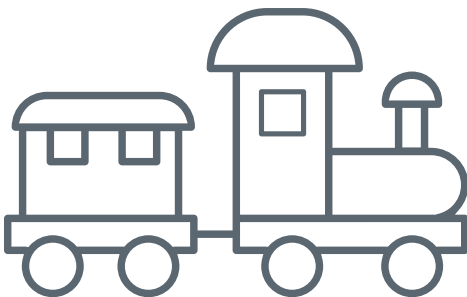

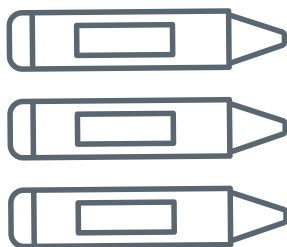



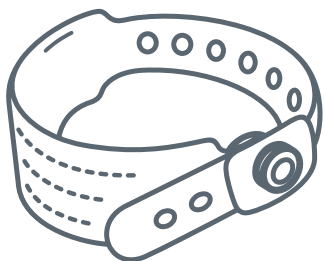
☐ Blood pressure cuff

☐ Pulse ox


☐ Hospital bracelet

☐ Hospital gown

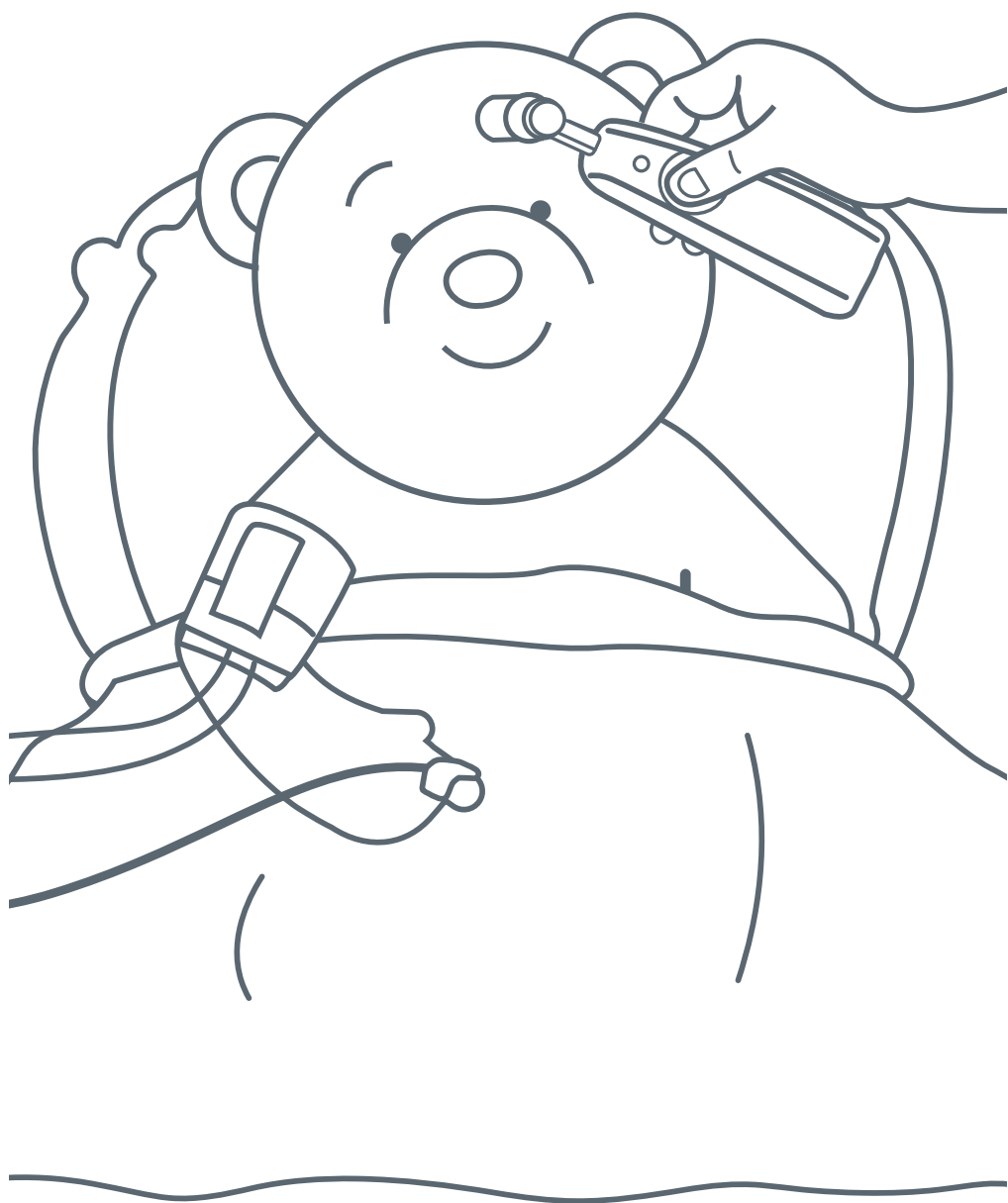




children'shealth[?]®



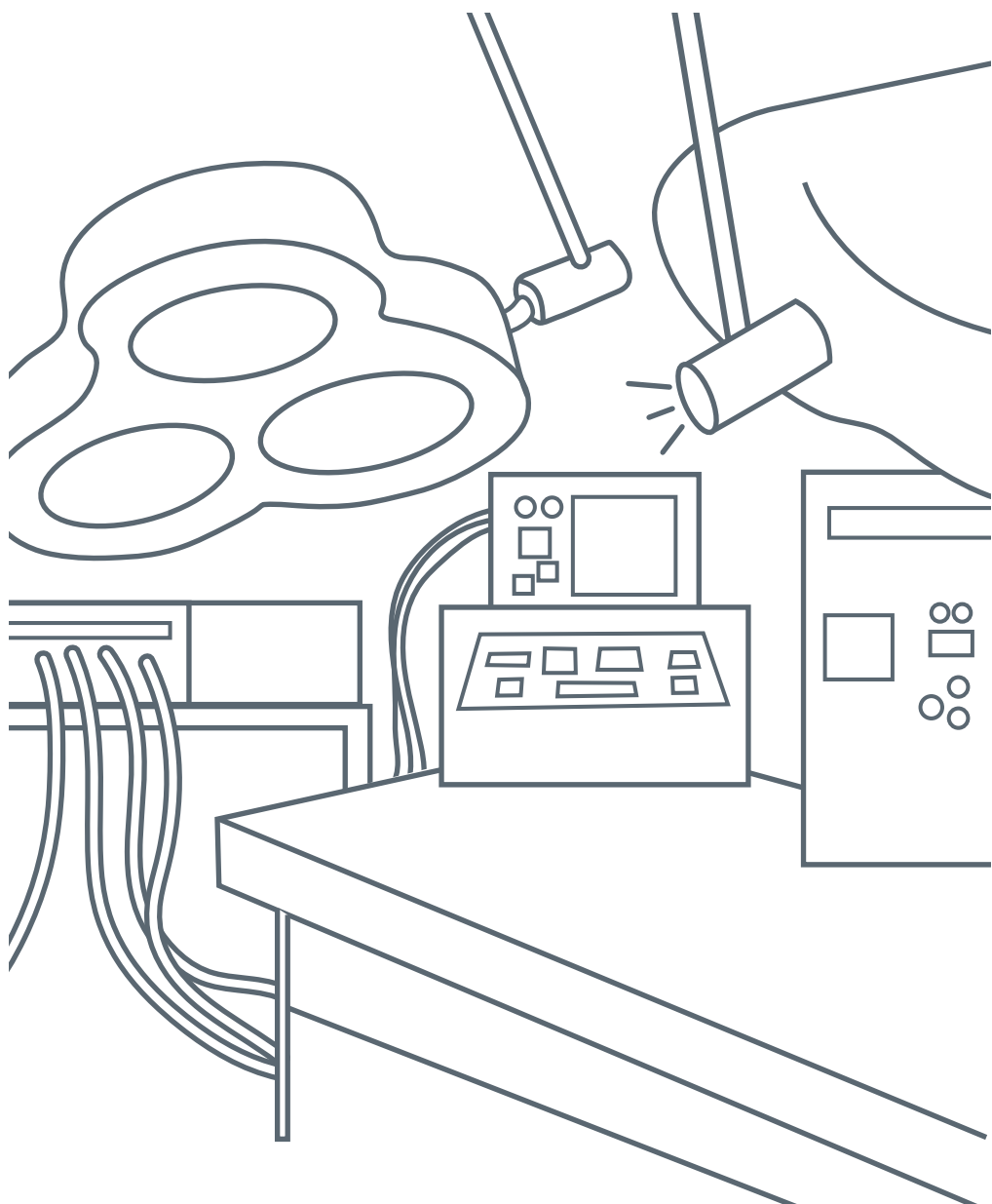
Teddy is going to have surgery today.
Surgery is when doctors help your body.
Teddy will be asleep and will not
feel anything.



Teddy meets lots of doctors and nurses. They all wear hats and masks. This helps everything stay clean and keeps germs away.



Teddy goes to the surgery room.
There are many big machines, and
he has never seen such big and
bright lights before.



One of the doctors puts a soft mask on Teddy's face. The mask gives Teddy medicine. This medicine makes Teddy fall asleep so he does not feel, see or hear anything.



After the surgery, Teddy wakes up.
The nurse gives Teddy a popsicle.
Everyone is proud of him.



Circle the words in the puzzle for some fun!


Hospital
Doctor
Pulse
Nurse

Brave
Proud
Mask
Surgery

Body
Sleep
Germs
Clean

Machines
Medicine
Teddy

M	T	E	D	D	Y	D	L	U	S	S	U	P	F	W
E	F	Y	I	E	M	X	L	F	C	L	D	R	V	U
D	T	D	B	T	S	S	M	Z	G	E	U	O	Y	R
I	R	E	E	R	Z	M	U	A	A	E	A	U	Y	Z
C	E	H	C	G	M	A	A	R	C	P	R	D	G	G
I	P	O	B	O	W	E	W	S	G	H	O	M	S	D
N	U	L	O	M	V	O	W	G	K	E	O	T	S	V
E	L	K	D	G	Y	E	Z	T	A	N	R	I	X	M
C	S	C	Y	T	X	Z	W	H	S	T	O	Y	Y	A
I	E	U	Z	K	C	H	U	Y	C	L	F	J	L	C
				R	S	E	C	C	N	U	R	S	E	H
				U	Q	H	O	S	P	I	T	A	L	I
				W	N	B	R	A	V	E	T	E	S	N
				C	L	E	A	N	T	I	N	N	M	E
				J	D	O	C	T	O	R	P	D	O	S



Please see the answer key on the back when you are finished.

**connect to your child's
medical care.**

**sign up for MyChart and
manage your child's care right
from your mobile device.**



- Message your child's medical care team
 - Request prescription refills
 - Check for test results
- View your child's medical records
 - Manage appointments
 - Pay bills

**Scan the QR code or visit
childrens.com/mychart to get started.**



.....

Learn more about what to expect before your surgery.
Watch the video by scanning the QR code or visiting
childrens.com/surgeryday.



Child Life Specialists are available throughout the hospital to provide preparation, support and answer questions. Please ask for a Child Life specialist.



DEFINITIONS:

- Thermometer: this checks your temperature
- Pulse ox: this checks your breathing
- Hospital gown: this is what all kids having surgery wear while at the hospital
- Blood pressure cuff: this gives you a tight squeeze and checks your blood pressure
- Hospital bracelet: this helps staff know who you are at the hospital